

# Conflict Migration: Afghan Trendsetter

Dermot Rooney, Wapentake Systems

[Dermot@Wapentakes.com](mailto:Dermot@Wapentakes.com)

Dstl Historical Analysis Symposium

26 May 2016



# RS-SAC

- NATO C&I Agency
- Since 2008 (as ISAC) - Afghan stability - NEC
- Half objective quantified systems approach
- Half independent world-class SME judgement
- Spotting the truth early
  - Security
  - Customs corruption
  - Real inflation
  - Migration



# Counting Afghan refugees (&c.)

- Population of concern
- My watch since 2011
  - 2-5 days every 6 months
- Migration as indicator & source of instability
- What is the real population of concern?
  - Official, unofficial & actual
- Why?
- What is the threat?



# Nothing new



Photo: [Somerset Remembers](#)

*“everyone was Belgian-mad for a time’ but that ‘Belgianitis has quite abated’ as a result of refugees’ perceived ingratitude” ([Europe on the move](#))*

# Something new



Photo: [Europe on the move](#)

# A note on data

Statistical Snapshot*	
Residing in Afghanistan [1]	
Refugees [2]	300,423
Asylum Seekers [3]	60
Returned Refugees [4]	17,820
Internally Displaced Persons (IDPs) [5]	805,409
Returned IDPs [6]	0
Stateless Persons [7]	0
Various [8]	201,284
Total Population of Concern	1,324,996
Originating from Afghanistan [1]	
Refugees [2]	2,593,368
Asylum Seekers [3]	85,418
Returned Refugees [4]	17,820
Internally Displaced Persons (IDPs) [5]	805,409
Returned IDPs [6]	0
Various [8]	201,361
Total Population of Concern	3,703,376
Notes +	* As at December 2014



# Why so many Afghan migrants?

2015

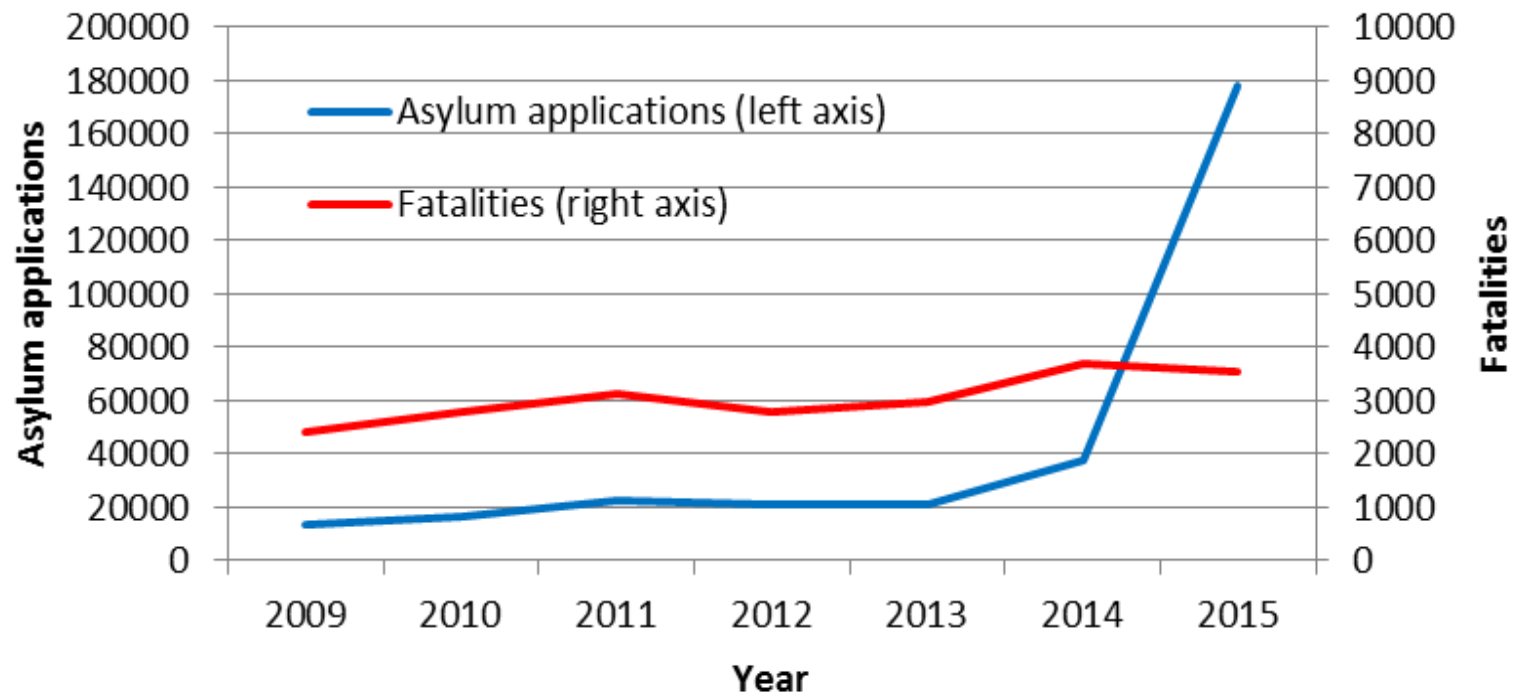
EU28	178,000
Serbia & Kosovo	161,000
Turkey	63,000
Other Europe	15,000
UNHCR world total	407,000

---I know, these don't add up!---



# Not war, exactly...

Afghan asylum applications to EU (Eurostat) and civilian conflict fatalities (UNAMA) 2009-2015



1979-89 6:1

2009-13 6:1

2015 49:1

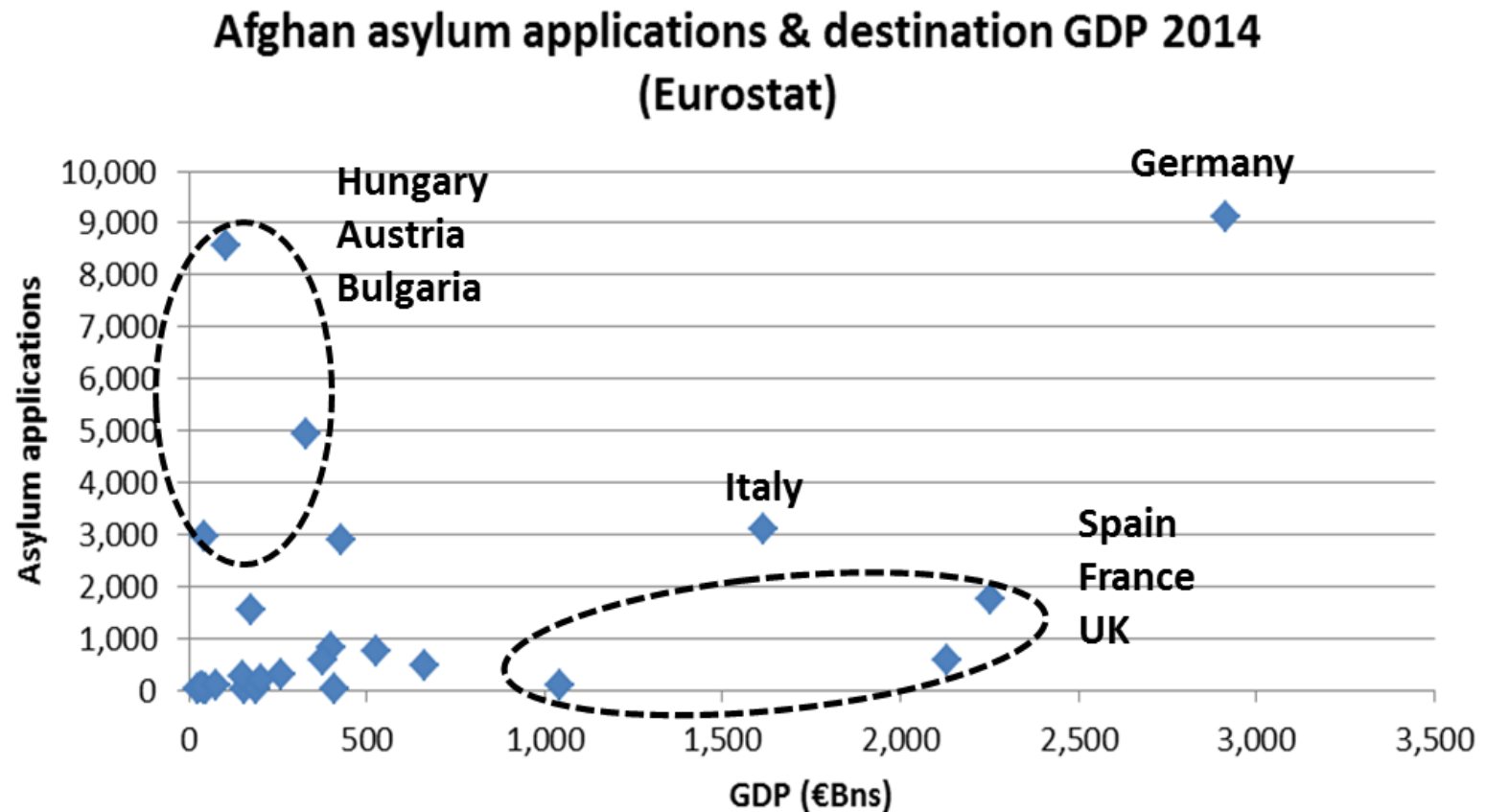


# ...but certainly insecurity...

- Defence: insecurity = insurgency
- Aid: insecurity = unsafe
- IDPs up 40% a year; now 1.3m
- Migrant returns “6x higher” in 2015
  - 153,000 from Iran; 138,000 from Pakistan
  - 200,000 FATA refugees (from 2014)
- 980,000 “various” still exist
- Doubling of displaced in 16mths
  - Absorption capacity “exceeded” in 2013
- Unemployment “x4 in 2yrs to 35%”



# ...and opportunity...



1979-89 90% 500km

2015 90% 5,000km

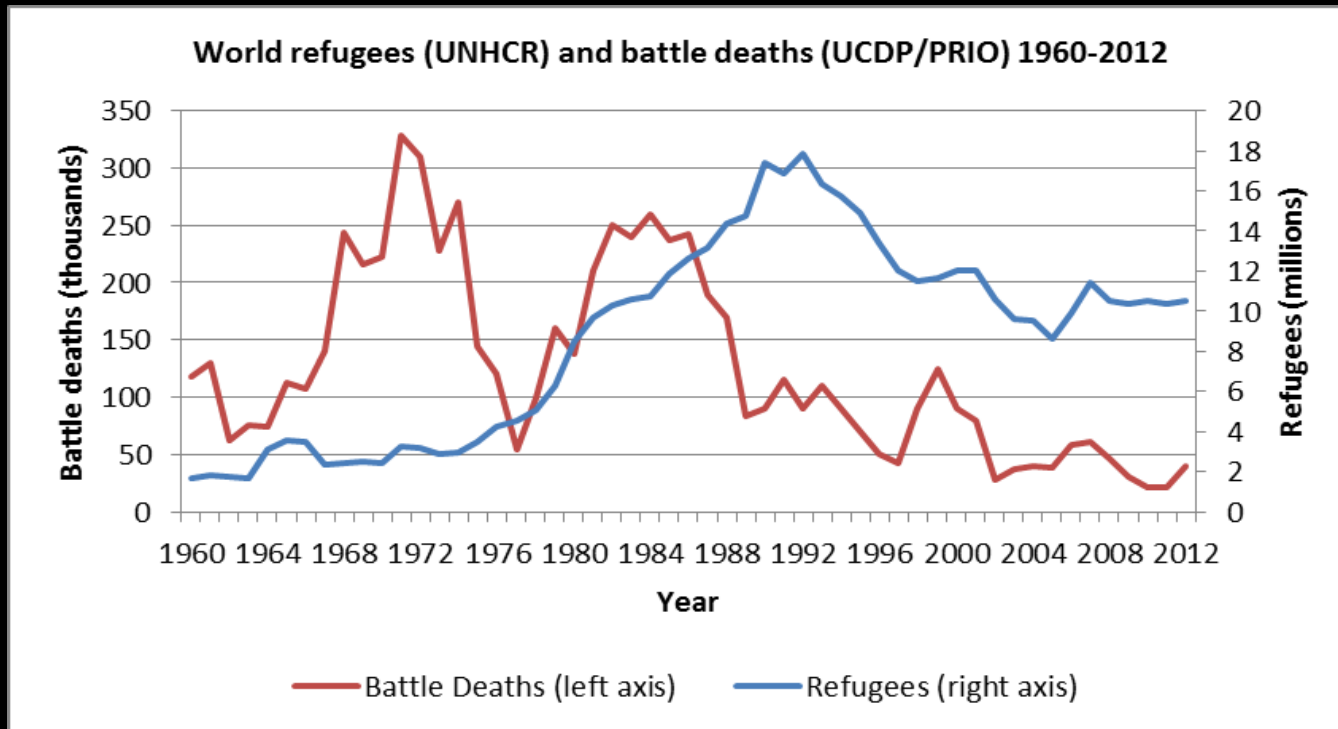


# ...and an efficient pipeline

- Not just push & pull (supply & demand)
- The pipeline (logistics) has mutated
  - Well-trodden path + diaspora
  - Mobile data, e-money, hawala & escrow
  - Chain of aid stations
  - International & intra-national dynamics
  - Globalism – Germany on Afghan TV
  - Smugglers & recce pull



# Global trend



To 1960 <5:1

Since 1960 >10:1

Spanish Civil War, 1:1 (500k point)

Syrian Civil War, 20:1 (250k point)



# Deep pull - policy

- UN 1951 & 1967
- Borders, info & people tightly controlled
- Cold War weapon now a loose cannon
- Ambiguous clauses... deliberate?

Nations shall not impose penalties on people who coming '*directly from a territory where their life or freedom was threatened... enter or are present in their territory without authorization, provided they present themselves without delay to the authorities and show good cause for their illegal entry or presence.*'



# Deep push - population

- 2015: 32m in Afghanistan
  - Agricultural economy imports food for 10m
  - 8m food insecure after 4 good years
  - 6m in Iran and Pakistan
- Increases 2.3% a year (736,000)
  - Roots in rural survival
  - Creates competition & insecurity
- 2025: 40m pop; 16m on food aid?



# Afghanistan is a trendsetter

- Syria
- Bangladesh? Egypt?
- Most of Africa



# Questions?

